

TREE PROGRAM

STRESSED TREES:

Soil Building & Nutrient Repair




SOME RULES OF THUMB:

- There are many reasons a tree will get stressed, but the very first thing to look at is the soil!
- An over-watered plant will look the same as an under-watered plant! Use your fingers, or a longer probing tool to get down into the soil and check on moisture content. Increase or lessen watering accordingly.
- Whenever a tree is diseased or infested with pests they are under stress. In addition to any natural pest or disease controls, the trees' root system and ability to uptake nutrients is important for their recovery.

OVER AND UNDER WATERING RECOVERY


- Both over and under watering damages hair roots. Deep root injecting of **StartRight™** and **HuMagic® Liquid** will assist recovery, however, in over watered soils, wait until the soil water balance is returned before injecting.
- Use a deep rod, section of rebar, or long spade and make slender deep holes, wider at the top, in the soil along the drip line of the shrub, trying to get to the root areas. Into this hole sprinkle **StartRight™** and water in with **HuMagic® Liquid** at the rates listed below. Pour into hole slowly, allowing water to drain before adding more.


 **StartRight™ Plant Starter :** **APPLY AT 1/4 OZ PER HOLE**

 **HuMagic® Liquid :** **APPLY AT 2 TO 4 OZ PER GALLON OF WATER**

- Nutrient uptake is hindered when hair roots are damaged, so foliar spray using **HuMagic® Liquid** can aid in recovery. Adding to this **OceanMagic™ with BioChar** will help give some needed short-term nutrition.

These can also be added to the soil when watering to aid in getting nutrients and humic acids to the roots faster.

 **HuMagic® Liquid :** **APPLY AT 2 TO 4 OZ PER GALLON OF WATER**

 **OceanMagic® Liquid :** **APPLY AT 1 TO 2 OZ PER GALLON OF WATER**

THE TRIAD

Often plants starting out in poor soil just need some life in the soil with good, balanced nutrients made available. We have had great success with our Triad Program, which combines **Complete™ 6-4-4**, **HuMagic® Granular** and **Soil Enhancer™ 2-10-0**, along with **StartRight™** for the roots.

 **Complete™ 6-4-4:** **APPLY AT 1/2 CUP PER FOOT OF HEIGHT OR WIDTH (THE GREATER)**

 **HuMagic® Granular :** **APPLY AT 1/2 CUP PER FOOT OF HEIGHT OR WIDTH (THE GREATER)**

 **Soil Enhancer™ 2-10-0:** **APPLY AT 1/4 CUP PER FOOT OF HEIGHT OR WIDTH (THE GREATER)**

 **StartRight™:** **APPLY AT 1 OZ PER GALLON OF POT OR 2 OZ PER CALIPER INCH**

WHEN IN DOUBT

Get a soil test to get an accurate pH and discover any soil imbalances.

- » *We use Wallace Labs (us.wlabs.com) in Segundo, California for our soil work as they have an organic approach to soil and user-friendly reports and recommendations.*